


**Fern Smith's  
Classroom Ideas!**



# Task Cards!

## Mixed Time

**{Time to the Five Minutes}**



**CCSS  
1.MD.B.3  
2.MD.C.7**



encho

# Common Core

**1.MD.B.3** Tell and write time in hours and half-hours using analog and digital clocks.

**2.MD.C.7** Tell and write time from analog and digital clocks to the nearest five minutes, using a.m. and p.m.





## Example One For Making Your Math Station:

- \* Glue the Task Card Cover onto a file folder, laminate if desired.
- \* Place the Task Cards inside the folder with a supply of answer sheet worksheets.
- \* Students can complete them at the center or take the entire file folder to their desk or group table.

© www.FernSmithsClassroomIdeas.com




## Example Two For Making Your Math Station:

- \* Glue the Task Card Cover onto a file folder, laminate if desired.
- \* Place the Task Cards on a pocket chart with a supply of answer sheet worksheets below on the center table.
- \* When you're done, place everything back in the folder and file it away for next year!

© www.FernSmithsClassroomIdeas.com

# Mixed Time to the Five Minutes Task cards



# Task cards




© [www.FernSmithsClassroomIdeas.com](http://www.FernSmithsClassroomIdeas.com)

# Mixed Time Task Cards


Time?

A




Time?

B




Time?

C



Time?


D



# Mixed Time Task Cards


Time?

**E**




Time?

**F**




Time?

**G**



Time?


**H**



# Mixed Time Task Cards


Time?

I



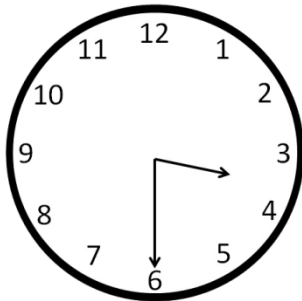
Time?

J




Time?

K



Time?


L



# Mixed Time Task Cards


Time?

M




Time?

N




Time?

O



Time?


P



# Mixed Time Task Cards

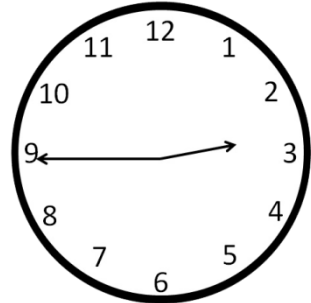
Time?

Q




Time?

R




Time?

S




Time?

T




# Mixed Time Task Cards


Time? **U**



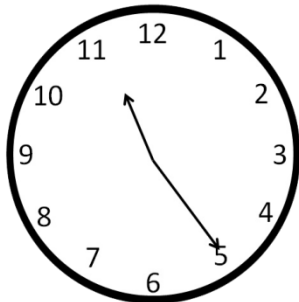
Time? **V**



Time? **W**



Time? **X**



Name: \_\_\_\_\_

**Directions:** Write the Task Card answers after each letter.



|          |  |          |  |          |  |
|----------|--|----------|--|----------|--|
| <b>A</b> |  | <b>I</b> |  | <b>Q</b> |  |
| <b>B</b> |  | <b>J</b> |  | <b>R</b> |  |
| <b>C</b> |  | <b>K</b> |  | <b>S</b> |  |
| <b>D</b> |  | <b>L</b> |  | <b>T</b> |  |
| <b>E</b> |  | <b>M</b> |  | <b>U</b> |  |
| <b>F</b> |  | <b>N</b> |  | <b>V</b> |  |
| <b>G</b> |  | <b>O</b> |  | <b>W</b> |  |
| <b>H</b> |  | <b>p</b> |  | <b>X</b> |  |


Name: \_\_\_\_\_

**Directions:** Write the Task  
Card answers after each letter.



|          |       |          |       |          |       |
|----------|-------|----------|-------|----------|-------|
| <b>A</b> | 8:00  | <b>I</b> | 6:50  | <b>Q</b> | 11:55 |
| <b>B</b> | 7:15  | <b>J</b> | 5:10  | <b>R</b> | 2:45  |
| <b>C</b> | 9:40  | <b>K</b> | 3:30  | <b>S</b> | 1:05  |
| <b>D</b> | 12:10 | <b>L</b> | 1:35  | <b>T</b> | 11:35 |
| <b>E</b> | 6:00  | <b>M</b> | 7:55  | <b>U</b> | 9:45  |
| <b>F</b> | 12:25 | <b>N</b> | 4:20  | <b>V</b> | 5:50  |
| <b>G</b> | 4:30  | <b>O</b> | 8:15  | <b>W</b> | 3:05  |
| <b>H</b> | 2:40  | <b>p</b> | 10:20 | <b>X</b> | 11:25 |

**Fern Smith's  
Classroom Ideas!**



# Task Cards!

## Mixed Time

**{Time to the Five Minutes}**



**CCSS  
1.MD.B.3  
2.MD.C.7**

# Common Core

**1.MD.B.3** Tell and write time in hours and half-hours using analog and digital clocks.

**2.MD.C.7** Tell and write time from analog and digital clocks to the nearest five minutes, using a.m. and p.m.





## Example One For Making Your Math Station:

- \* Glue the Task Card Cover onto a file folder, laminate if desired.
- \* Place the Task Cards inside the folder with a supply of answer sheet worksheets.
- \* Students can complete them at the center or take the entire file folder to their desk or group table.

© [www.FernSmithsClassroomIdeas.com](http://www.FernSmithsClassroomIdeas.com)




## Example Two For Making Your Math Station:

- \* Glue the Task Card Cover onto a file folder, laminate if desired.
- \* Place the Task Cards on a pocket chart with a supply of answer sheet worksheets below on the center table.
- \* When you're done, place everything back in the folder and file it away for next year!

© www.FernSmithsClassroomIdeas.com

# **Mixed Time to the Five Minutes Task cards**



# Task cards




© [www.FernSmithsClassroomIdeas.com](http://www.FernSmithsClassroomIdeas.com)

# Mixed Time Task Cards


Time?

A




Time?

B




Time?

C



Time?


D



# Mixed Time Task Cards


Time?

**E**




Time?

**F**




Time?

**G**



Time?


**H**



# Mixed Time Task Cards


Time?

I




Time?

J



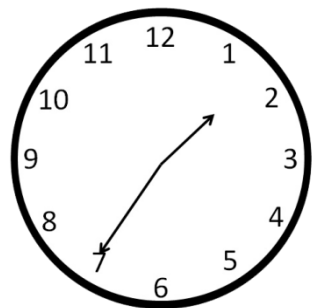
Time?

K



Time?



L



# Mixed Time Task Cards


Time?

**M**




Time?

**N**




Time?

**O**



Time?


**P**



# Mixed Time Task Cards

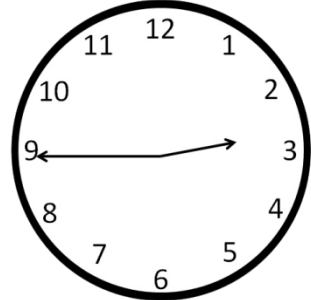
Time?

Q




Time?

R



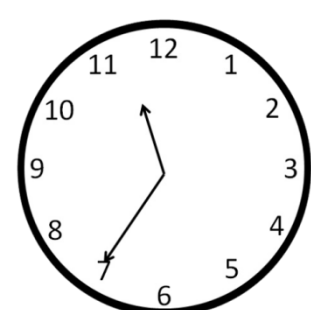
Time?

S



Time?


T



# Mixed Time Task Cards


Time?

U



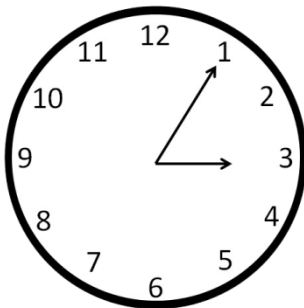
Time?

V




Time?

W

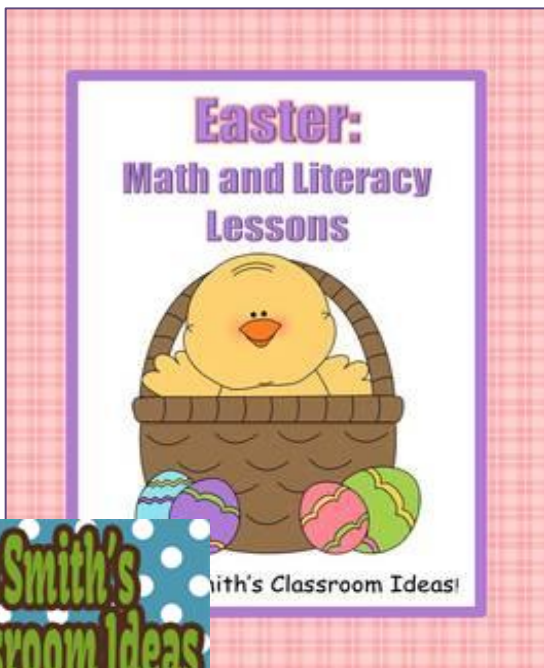
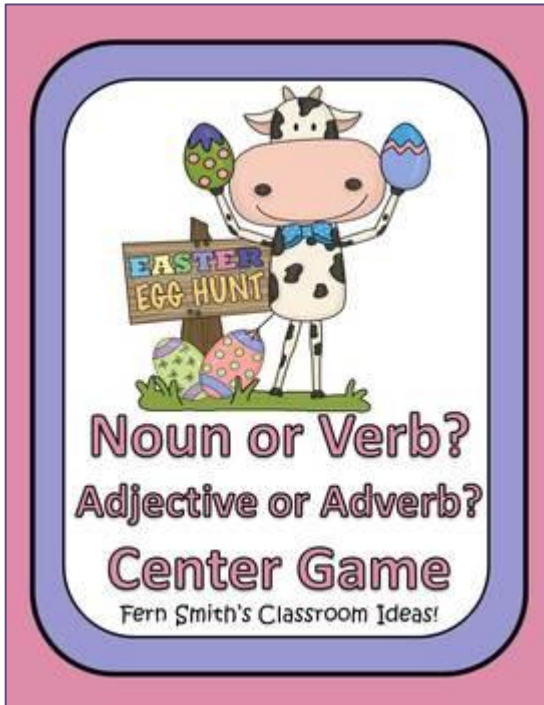


Time?

X



# Spring Packets



# Visit My Blog for Other Resources You Might Like!

[www.FernSmithsClassroomIdeas.com](http://www.FernSmithsClassroomIdeas.com)



## © 2008 - 2015 Fern Smiths Classroom Ideas!

All rights reserved. Purchase of this lesson/unit entitles the purchaser the right to reproduce the pages in limited quantities for ONE classroom use only. Duplication for more than one classroom such as another teacher, a grade level, school, an entire school system or commercial purposes is strictly forbidden without written permission from Fern Smith.

You may contact me at: [FernleySmith@yahoo.com](mailto:FernleySmith@yahoo.com)

Copying any part of this product and placing it on the internet in any form, even a personal/classroom blog or website, is strictly forbidden and is a violation of the Digital Millennium Copyright Act (DMCA). These items can be picked up in a Google search.

If you have any questions or complaints about your item please e-mail me at [FernleySmith@yahoo.com](mailto:FernleySmith@yahoo.com).

If you're happy, you can earn your reward points by leaving feedback!

Thank you,

Fern Smith

**My Blog:**

[www.FernSmithsClassroomIdeas.com](http://www.FernSmithsClassroomIdeas.com)

**My Pinterest:**

[www.pinterest.com/fernsmith](http://www.pinterest.com/fernsmith)


**My Facebook:**

[www.facebook.com/FernSmithsBlog](http://www.facebook.com/FernSmithsBlog)

**My Twitter:**

<https://twitter.com/FernleySmith>


© www.FernSmithsClassroomIdeas.com



# Clip Art Credits



Bubbly Borders and more!



<http://www.teacherspayteachers.com/Store/Zip-a-dee-doo-dah-Designs>



Scrappin Doodles License  
#TPT44882 & #TN44882

www.FernSmithsClassroomIdeas.com